

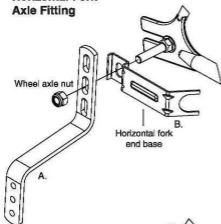
Multi-fit Stabiliser

Fits most children's cycles 12" (305mm) to 20" (508mm) wheels.

Simple & Rapid Assembly



Horizontal Fork Axle Fitting



CONTENTS:

- A. STABILISER BRACKET x 2**
- B. STABILISER SUPPORT CLIP x 2**
- C. STABILISER WHEELS x 2**
- D. STABILISER WHEEL BOLT x 2**
- E. WASHER x 4**
- F. M8 NYLOC NUT x 2**
- G. STABILISER WHEEL BOLT CAP x 2**

Fitting Instructions

The rear wheel axle has two axle nuts fitted on the outside of the chainstay end, remove one axle nut only, ensuring that the remaining axle nut abutting the chainstay end is not disturbed. Fit stabiliser support clip (B) and stabiliser bracket (A) onto bicycle wheel axle. Replace wheel axle nut and tighten securely. Repeat this process for the other side of the wheel.

Fitting The Stabiliser Wheels

1. Insert the stabiliser wheel bolt (D) through the wheel (C) fitting washers (E) to either side. Fit the assembly through the appropriate hole in the stabiliser bracket (A), fit and tighten nut (F) to stabiliser wheel bolt (D).

2. Height adjustment - when correctly fitted there should be approximately 12mm (1/2") clearance between the road surface and the stabiliser wheel with the cycle in the vertical position. The stabiliser can be adjusted for height by either positioning the stabiliser wheel using one of the three axle holes, or adjusting the bracket slots relative to the cycle frame, or both.

3. Firmly secure all nuts and bolts. Lubricate stabiliser wheel hub to reduce wear.

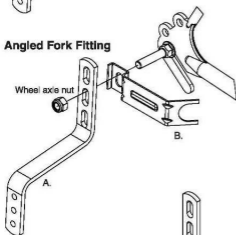
4. Push fit the stabiliser wheel bolt caps (G) to the head of the stabiliser wheel bolts.

IMPORTANT

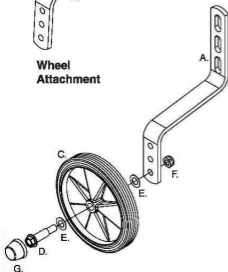
All fasteners must be checked regularly to ensure they are secure.

Weldtite Products Ltd.,
Harrier Road, Humber Bridge Industrial Estate,
Barton-on-Humber, North Lincolnshire DN18 5RP, UK
Tel: +44 (0) 1652 660 000
Adie® is a Weldtite Registered Trademark.
Adie is a division of Weldtite Products Limited
www.weldtite.co.uk

Angled Fork Fitting



Wheel Attachment



Not suitable for children under 36 months due to small parts. Please keep these details for future reference.

Product Code: 07334



5 013863 073345